

BOARD MEMBER OF WOODLANDS EFC NOMINATION FORM

CLOSING DATE FOR NOMINATION: 14 March 2021

Please read the next page to understand how you can fill and submit this form electronically.

PARTICULARS OF NOMINEE

Name (as in NRIC)		
Email		
Contact number	Mobile:	Home:

I agree to be nominated as a candidate for election as:

Elder

Chairman

Secretary

Treasurer

Name	Signature	Date

Qualifications for elders are laid out in various scripture passages, in particular, 1 Timothy 3:1-7, Titus 1:5-9 and 1 Peter 5:1-11. Nominees should satisfy the following criteria:

- member of WEFC for a minimum of 5 years,
- regular attendance at our worship services and prayer meetings (JPM),
- clearly demonstrate the spiritual maturity, godly character and gifting required by the above passages of scripture,
- active service in WEFC currently in a leadership capacity (either LCG leader or ministry leader) for a minimum of 2 years, and their potential eldership qualities should be quite evident to most, if not all, members of the congregation,
- agree with, support and defend the doctrinal position of WEFC.

Proposer and Seconder **

	Proposer	Seconder
Name (as in NRIC)		
Contact number		
Email		
Signature		
Date		

** Both Proposer and Seconder must be members of WEFC.

For Official Use Only	
Date of Submission	



HOW TO COMPLETE AND SUBMIT THE NOMINATION FORM

You can use any one of the following methods

A. Submit via Email from your Windows or Mac Computer

1. Click **Download** in the top-left to save this file to your computer. 
2. Open it in [Acrobat Reader DC](#), which you can install from this link if you need to.
3. Click on **Fill & Sign** in the right tool bar. On the next screen choose **Fill and Sign**. 
4. Click **IAb** on the top toolbar and select where you want to type to fill the necessary fields on the form, e.g. your name, email, contact numbers, etc



5. Click  on the top toolbar to begin ticking the boxes to select the office bearer role(s). Use only a tick. Do not use X or Y marks.
6. Click  **Sign** to sign the document and select **Add Signature**. Click on **Draw** and use your mouse to sign.





7. Save the completed form. Double-check it is correct and complete by viewing your information and signature.
8. Send the completed nomination form via email to meetings@wefc.org.sg

B. Submit Via Post

1. Print page 1 which contains the **Nomination Form** and complete the form.
2. Fill in the form.
3. Sign and date the form.
4. Post to
Nomination Committee
Woodlands EFC
1 Woodlands St 83
Singapore 738488

C. Submit via Email from your iPhone

1. The exact steps differ from different phone to phone due to the many possible software combinations. Thus, it is impossible to provide exact steps for all phones.
2. The general steps are as follows for two options. Many possibilities exist, and you only need to use one option:
 - a. Android or iPhone users install **Adobe Acrobat Reader** from the app store. 
Open the Nomination Form in the **Acrobat** app and choose the *Fill & Sign* option to complete the form.
 - b. iPhone users may use your existing **Mail** app's built-in *Markup* ability.
Save the Nomination Form to your phone. Open a new message in **Mail** and attach the form. Select the attached file and click the *Markup* icon on the bottom-right to complete the form. 
3. Save the completed form. Double-check it is correct and complete by viewing your information and signature.
4. Send the completed nomination form via email to meetings@wefc.org.sg